

MSO Registration

Procedure for Applying Online

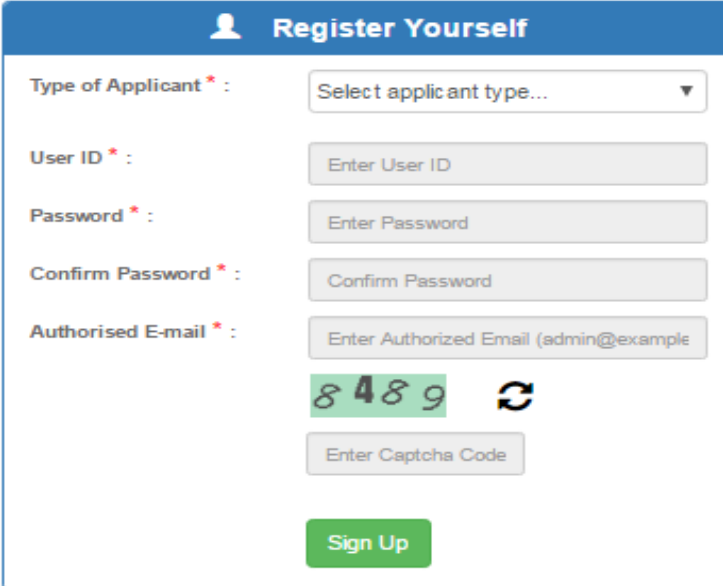
From 01.05.2017, applications for MSO registrations can be submitted online also following the procedure detailed below:

1. Go to the Broadcast Seva portal of the Ministry of Information & Broadcasting at www.broadcastseva.gov.in.



The screenshot shows the homepage of the Broadcast Seva portal. At the top, there is a navigation bar with links for HOME, SKIP TO MAIN CONTENT, and SCREEN READER ACCESS. Below this, the Ministry of Information & Broadcasting logo and the Government of India emblem are visible on the left, and the Digital India logo is on the right. The main heading is "BROADCAST SEVA" in large blue letters, with a graphic of five satellite dishes below it. The central banner features a globe with binary code and satellite imagery. Below the banner are three buttons: "Login for Existing Users" (green), "Sign up for New Applicant" (dark blue), and "Login for MIB Officials" (orange). A red notice states "This portal will be inaugurated on 1st May 2017." Below this is a section titled "Vision of Ministry of Information and Broadcasting" with a blue background, containing text about the ministry's commitment to a vibrant broadcast industry. The footer shows the URL "broadcastseva.gov.in/#".

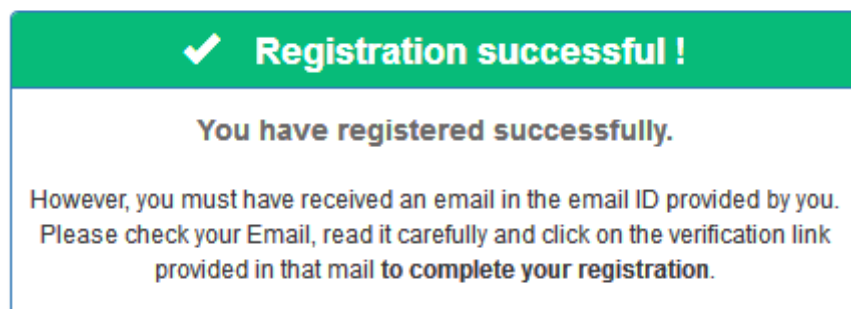
2. To register yourself, click on the link "[Sign up for New Applicant](#)". You will get the following screen:



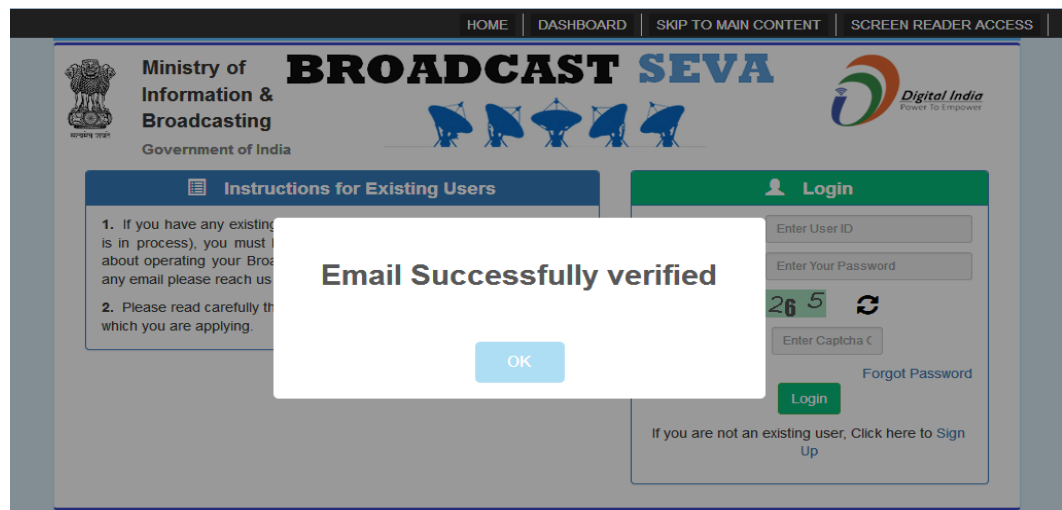
The screenshot shows a registration form titled "Register Yourself". It includes the following fields and elements:

- Type of Applicant ***: A dropdown menu with the text "Select applicant type..." and a downward arrow.
- User ID ***: A text input box with the placeholder "Enter User ID".
- Password ***: A text input box with the placeholder "Enter Password".
- Confirm Password ***: A text input box with the placeholder "Confirm Password".
- Authorised E-mail ***: A text input box with the placeholder "Enter Authorized Email (admin@example)".
- Captcha**: A box displaying the code "8489" and a refresh icon, with a text input box below it labeled "Enter Captcha Code".
- Sign Up**: A green button at the bottom of the form.

- 2.1 Select the "Type of Applicant" as Individual/Proprietor or Company or Partnership
 - 2.2 Enter "User ID": You can choose any User ID which is easy to remember.
 - 2.3 Enter "Password": Enter the password which should be atleast of 8 characters long and combination of alphabets, numbers, upper case and lower case letters.
 - 2.4 "Confirm Password": Re-enter the same password.
 - 2.5 "Authorised Email": Enter the Email Id which will be used by you for all communications with the Ministry of I & B for this registration. Only one registration on one e-mail Id can be made.
 - 2.6 "Captcha": Enter the security code as shown in the box on the screen.
 - 2.7 Click on the "Sign Up" button.
3. On clicking "sign up" button you will get the following screen:



- The system will automatically send a verification email on your E-mail account.
- Go to your email account and verify by clicking on the link received through verification email sent from support-broadcastseva@gov.in.
- On verification, you will get the 'Email Successfully verified' message as below:



- Click on the OK button and you can now login with chosen user Id and password to fill online MSO registration form.
- On login, you will get the following screen:



9. Click on “File new application” and you would see the following screen to fill the details.

HOME | DASHBOARD | SKIP TO MAIN CONTENT | SCREEN READER ACCESS

Ministry of Information & Broadcasting
Government of India

BROADCAST SEVA

Digital India
Power To Empower

Application for Registration to MSO-DAS (Firm)

User : partnershiptestng5 [Logout](#)

Partnership | Business | Authorised Signatory | Declaration | Provisional Registration | Processing Fee Payment | Uploads

Preview | Dispatch Details of Originals

Please fill the following details for applicant Partnership/Firm

1. Applicant Partnership Firm

1.1. Name of the Applicant Partnership Firm (As per Partnership Deed)*

1.2. Date of Establishment (As per Partnership Deed)*

1.3. Is the Partnership Registered*
 Yes No